



# Board Meeting

May 21, 2026

Guntersville, Alabama

Building  
Tomorrow  
Together



---

# People and Governance Committee

Director Jeff Hagood

---

# Audit, Risk, and Cybersecurity Committee

Director Mitch Graves

---

# Operations and Nuclear Oversight Committee

Director Bobby Klein

---

# Operations Quarterly Update

Allen Clare  
Senior Vice President, Generation

May 21, 2026

---

# Drought Conditions



# Cumberland Gas Plant



# Lineworker Appreciation Day



---

# Operations and Nuclear Oversight Committee

Director Bobby Klein

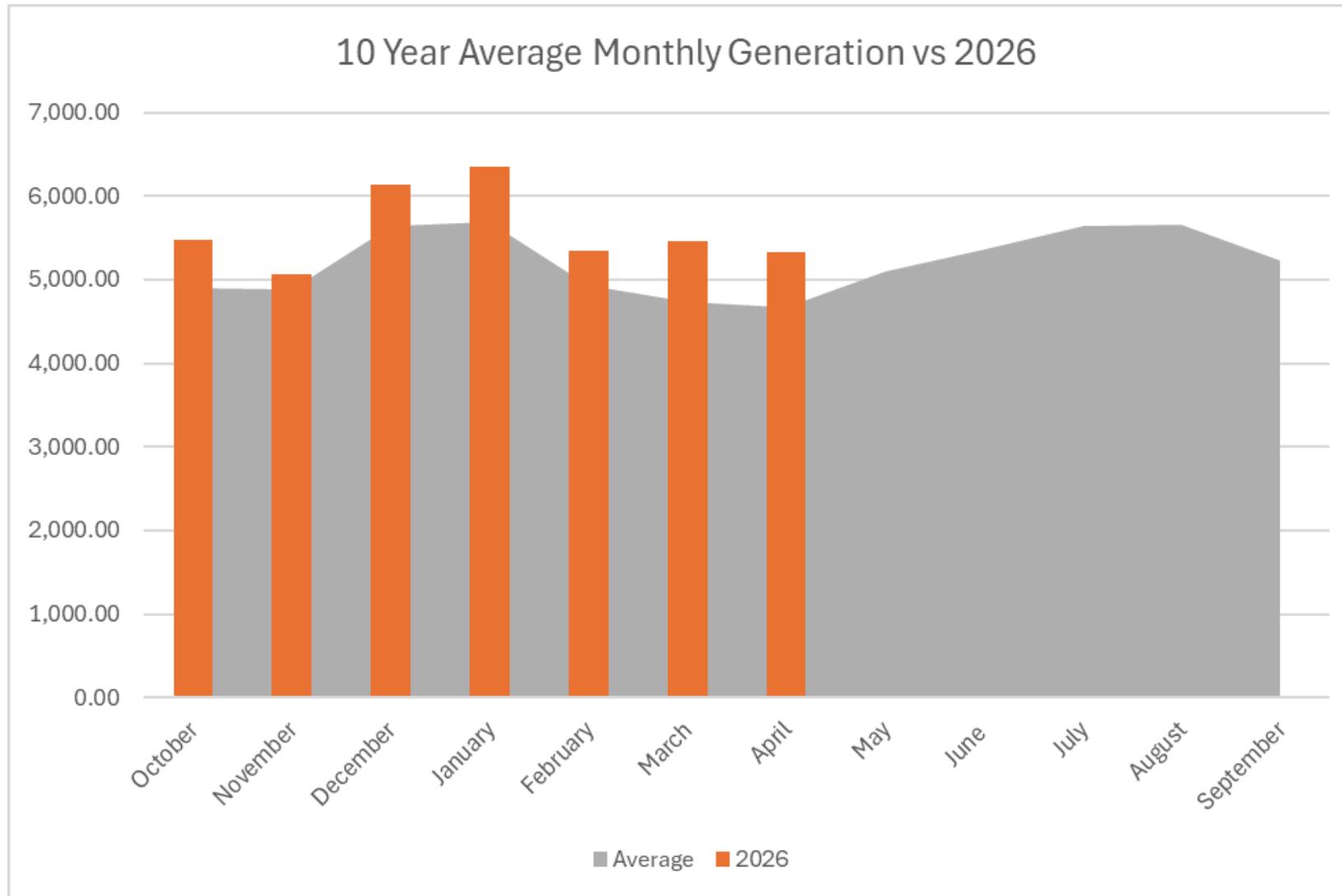
---

# Nuclear Quarterly Update

Matt Rasmussen  
Senior Vice President & Chief Nuclear Officer

May 21, 2026

# Nuclear Fleet Performance vs Monthly Historical Average



---

# Operations and Nuclear Oversight Committee

Director Bobby Klein

---

# External Stakeholders and Regulation Committee

Director Randy Jones

---

# Finance, Rates, and Portfolio Committee

Director Wade White

---

# Financial Update

Tom Rice  
Executive Vice President and Chief Financial Officer

---

# Q2 Fiscal Year 2026

- ▶ Base Revenue was \$64 million favorable to budget
- ▶ Operating Revenues were \$122 million favorable to budget
- ▶ Net Income was \$399 million favorable to budget
- ▶ Total Financing Obligations (TFO) were \$499 million favorable to budget

# Sales and Revenue

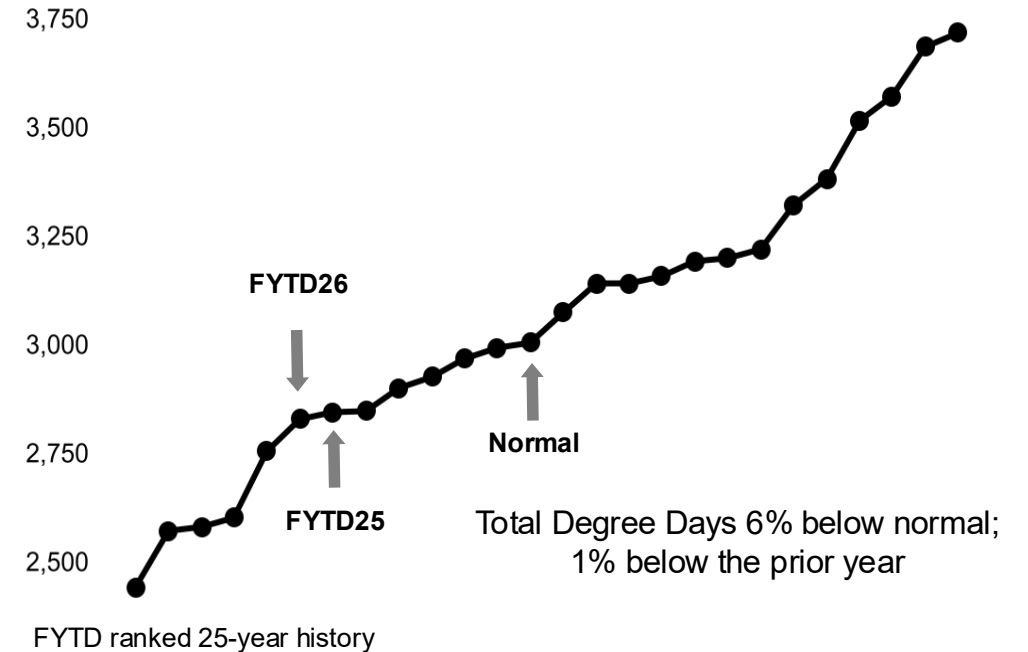
Power sales lower compared to budget due to milder weather

	FYTD26			FYTD25	
	Actual	Budget	Variance	Actual	'26 v '25
Power Sales (GWh)	81,543	83,409	(1,866)	80,776	767
Total Operating Revenues (\$ million)	\$ 6,595	\$ 6,473	\$ 122	\$ 6,452	\$ 143
Base Revenue (\$ million)	4,555	4,491	64	4,473	82
Fuel Cost Recovery (\$ million)	1,927	1,895	32	1,879	48
Average Base Rate (¢/kWh)	5.6	5.4	0.2	5.6	—
Average Fuel Rate (¢/kWh)	2.4	2.3	0.1	2.3	0.1
Total Effective Rate* (¢/kWh)	8.0	7.7	0.3	7.9	0.1

Calculations may be impacted by rounding

\*Excludes other revenue and off-system sales impact; total effective rate numbers based on unrounded base and fuel rates

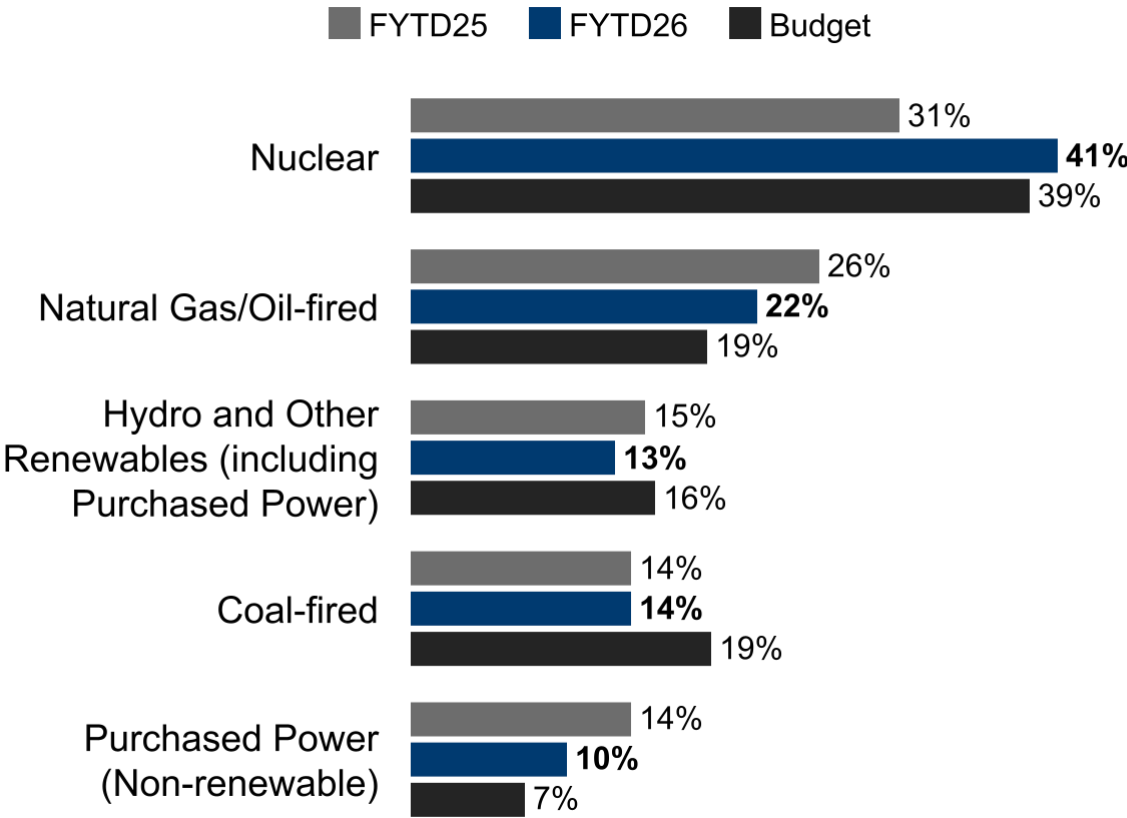
## Total Degree Days



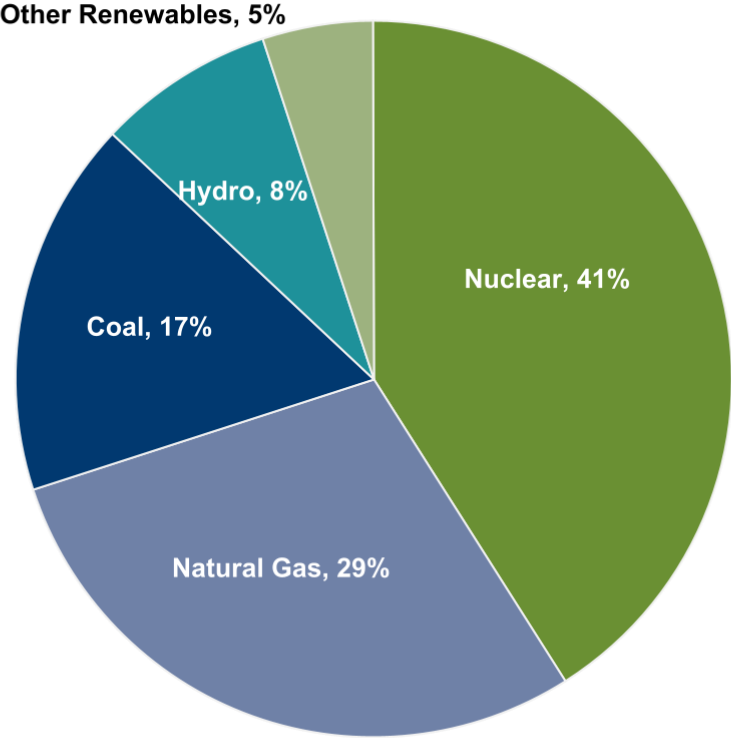
# Power Supply Summary

Benefiting from a diverse power system

### Power Supply by Source



### Power Supply FYTD26



Note: Chart depicts both generated and purchased power within respective resource types. For additional information, please see Total Power Supply by Generating Source in TVA's Quarterly Report on Form 10-Q.

# Q2 Summary Income Statement

\$ million	FYTD26			FYTD25	
	Actual	Budget	Variance	Actual	'26 v '25
Base Revenue	\$ 4,555	\$ 4,491	\$ 64	\$ 4,473	\$ 82
Fuel Revenue	1,927	1,895	32	1,879	48
Other Revenue*	113	87	26	100	13
<b>Total Operating Revenue</b>	<b>6,595</b>	<b>6,473</b>	<b>122</b>	<b>6,452</b>	<b>143</b>
Fuel & Purchased Power	2,195	2,212	(17)	2,051	144
Operations & Maintenance	1,731	1,828	(97)	1,849	(118)
Taxes, Depreciation, Other	1,394	1,523	(129)	1,446	(52)
Interest Expense	617	651	(34)	573	44
<b>Net Income</b>	<b>\$ 658</b>	<b>\$ 259</b>	<b>\$ 399</b>	<b>\$ 533</b>	<b>\$ 125</b>

\*Includes off-system sales and pre-commercial operations

# Q2 Summary Cash Flow Statement

\$ million	FYTD26			FYTD25	
	Actual	Budget	Variance	Actual	'26 v '25
<b>Net Cash Provided by / (Used in)</b>					
Operating Activities	\$ 1,106	\$ 1,292	\$ (186)	\$ 1,461	\$ (355)
Investing Activities	(2,119)	(2,420)	301	(2,582)	463
Financing Activities	(62)	424	(486)	1,145	(1,207)
<b>Net Change in Cash</b>	<b>(1,075)</b>	<b>(704)</b>	<b>(371)</b>	<b>24</b>	<b>(1,099)</b>
<b>Beginning Cash, Cash Equivalents, and Restricted Cash</b>	<b>1,597</b>	<b>1,204</b>	<b>393</b>	<b>523</b>	<b>1,074</b>
Net Change in Cash, Cash Equivalents, and Restricted Cash	(1,075)	(704)	(371)	24	(1,099)
<b>Ending Cash, Cash Equivalents, and Restricted Cash</b>	<b>522</b>	<b>500</b>	<b>22</b>	<b>547</b>	<b>(25)</b>
<b>Beginning Debt and Financing Obligations</b>	<b>23,770</b>	<b>23,770</b>	<b>—</b>	<b>21,203</b>	<b>2,567</b>
Change in Debt and Financing Obligations	(25)	474	(499)	1,213	(1,238)
<b>Ending Debt and Financing Obligations</b>	<b>\$ 23,745</b>	<b>\$ 24,244</b>	<b>\$ (499)</b>	<b>\$ 22,416</b>	<b>\$ 1,329</b>

---

# Q2 Summary and Updates

- ▶ Milder than normal weather; high January peak
- ▶ Affordability and reliability supported by a diverse power system
- ▶ Enterprise Transformation and capital investment programs on track

---

# Finance, Rates, and Portfolio Committee

Director Wade White

---

# President's Report

Mike Skaggs  
President and CEO

May 21, 2026



# Delivering on the Mission

---

**Reliable Power, Strong  
Performance, Dedicated  
Employees**

# A Month of Listening & Engagement

---

Listening to Stakeholders, Customers, and Employees





# Meeting Load Growth


---

**Expanding Capacity,  
Upgrading Infrastructure,  
and Improving Execution**

# New Nuclear Leadership

---

Shaping Nuclear Strategy and Planning for Future Energy Needs



*For illustrative purposes only*



# Alignment Inside TVA

---

**Creating Clarity, Shared  
Direction, and Stronger  
Team Execution**

# Customer Engagement

---

Strengthening  
Partnerships and  
Improving Collaboration  
Across the Valley





# Ready for Tomorrow

---

**Reliable Power,  
Responsible  
Stewardship, and a  
Stronger Future**

---

# President's Report

Mike Skaggs  
President and CEO

May 21, 2026

**TVA**

**TENNESSEE  
VALLEY  
AUTHORITY**